




Effective from 18 July 2019 to 07 August 2019

Prices quoted exclude COE





CATEGORY A	MODEL DESCRIPTION	ENGINE CAPACITY(CC)	LIST PRICE	TRADE-IN DISCOUNT	IN-HOUSE FINANCE REBATE	IN-HOUSE INSURANCE REBATE	RETAIL PRICE (incl. 6 months Road Tax)
	1.4 4DR AUTO	1,368	\$ 70,999	\$ 15,000	\$ 8,000	\$ 5,000	\$ 42,999
	Accent 1.4 fuel consumption: 6.4L/100km VES banding: B						
	1.4 HATCHBACK TURBO	1,353	\$ 93,999	\$ 15,000	\$ 8,000	\$ 5,000	\$ 66,999
	i30 Hatchback 1.4T fuel consumption: 5.5L/100km VES banding: B						
	1.6 4DR AUTO	1,591	\$ 78,999	\$ 15,000	\$ 8,000	\$ 5,000	\$ 50,999
	1.6 4DR AUTO "S"	1,591	\$ 83,999	\$ 15,000	\$ 8,000	\$ 5,000	\$ 55,999
	1.6 4DR AUTO ELITE	1,591	\$ 90,999	\$ 15,000	\$ 8,000	\$ 5,000	\$ 62,999
	Avante 1.6 fuel consumption: 6.7L/100km VES banding: B						

Terms and Conditions

- A booking deposit of \$12,000 is required for Cat A & \$15,000 for Cat B.
- All deposits are non-refundable upon cancellation of order.
- KMPL reserve the right to use any Open Category COE for registration on all the above packages.
- COE rebate is not applicable when Open Category COE is used.
- Prices & specifications are subject to changes without prior notice.

KOMODO MOTORS PTE. LTD.

Showroom open daily from 9am to 7pm
 253 Alexandra Road Singapore 159936
 T (65) 6475 8888 F (65) 6475 2928
www.hyundai.com/sg

 /HyundaiSingapore
  @hyundai_sg

Effective from 18 July to 07 August 2019
COE Offset at \$25,000





CATEGORY B	MODEL DESCRIPTION	ENGINE CAPACITY(CC)	LIST PRICE	TRADE-IN DISCOUNT	IN-HOUSE FINANCE REBATE	IN-HOUSE INSURANCE REBATE	RETAIL PRICE (incl. 6 months Road Tax)
i30 Wagon 	1.4 WAGON TURBO	1,353	\$ 139,999	\$ 15,000	\$ 8,000	\$ 5,000	\$ 111,999
	i30 WAGON 1.4T fuel consumption: 5.5L/100km VES banding: B						
i30 N 	2.0 MANUAL TURBO	1,998	\$ 175,999	\$ 15,000	\$ 8,000	\$ 5,000	\$ 147,999
	2.0 MANUAL TURBO PERFORMANCE PACK	1,998	\$ 195,999	\$ 15,000	\$ 8,000	\$ 5,000	\$ 167,999
i30 N 2.0T Manual fuel consumption: 7.0L/100km VES banding: B i30 N 2.0T Manual fuel consumption: 7.1L/100km VES banding: C1							
Tucson 	1.6 TURBO 'S'	1,591	\$ 151,999	\$ 15,000	\$ 8,000	\$ 5,000	\$ 123,999
	1.6 TURBO 'S' SUNROOF	1,591	\$ 157,999	\$ 15,000	\$ 8,000	\$ 5,000	\$ 129,999
	2.0 AUTO	1,999	\$ 142,999	\$ 15,000	\$ 8,000	\$ 5,000	\$ 114,999
Tucson 1.6T fuel consumption: 7.1L/100km VES banding: C1 Tucson 2.0 fuel consumption: 7.9L/100km VES banding: C1							
Santa Fe 	2.4 AUTO	2,359	\$ 179,999	\$ 15,000	\$ 8,000	\$ 5,000	\$ 151,999
	2.4 AUTO SUNROOF	2,359	\$ 202,999	\$ 15,000	\$ 8,000	\$ 5,000	\$ 174,999
Santa fe 2.4 fuel consumption: 9.8L/100km VES banding: C2 Santa Fe 2.2D fuel consumption: 6.4L/100km VES banding: C2 Santa Fe 2.2D Sunroof fuel consumption: 7.6L/100km VESbanding: C2							

Terms and Conditions

- A booking deposit of \$12,000 is required for Cat A & \$15,000 for Cat B.
- All deposits are non-refundable upon cancellation of order.
- KMPL reserve the right to use any Open Category COE for registration on all the above packages.
- COE rebate is not applicable when Open Category COE is used.
- Prices & specifications are subject to changes without prior notice.

KOMODO MOTORS PTE. LTD.

Showroom open daily from 9am to 7pm
 253 Alexandra Road Singapore 159936
 T (65) 6475 8888 F (65) 6475 2928
www.hyundai.com/sg

 /HyundaiSingapore  @hyundai_sg

HYUNDAI

KONA ELECTRIC

Max output
150 kW

Driving range (WLTP*)
Up to 482 km

Max. speed
167 km/h



Acceleration (0-100km/h)
7.6 sec

Fast charging
54 min**

Running cost
Save up to 60%

* The figures refer to the 64 kWh battery version. All figures are under WLTP (Worldwide Harmonised Light-Duty Vehicles Test Procedure) regulations, which measure fuel, energy consumption, range and emissions in passenger vehicles in Europe. This is designed to provide figures closer to real-world driving behaviour. According to the NEDC (New European Driving Cycle), the driving range is 546km. NEDC is the current method of testing, which is being replaced with WLTP.

** Up to 80% state of charge, if charged at a 100 kW DC charging station.

Effective from 18 Jul to 07 August 2019 COE Offset at S\$25,000							
	MODEL DESCRIPTION	VEHICLE RANGE/ ENGINE CAPACITY	LIST PRICE	TRADE-IN DISCOUNT	IN-HOUSE FINANCE REBATE	IN-HOUSE INSURANCE REBATE	RETAIL PRICE (incl. 6 months Road Tax)
Standard 	CATEGORY B						
	KONA EV STANDARD	312km	\$ 174,999	\$ 15,000	\$ 8,000	\$ 5,000	\$ 146,999
	Kona electric vehicle efficiency: 13.0kWh/100km VES banding: A1						
Long Range 	CATEGORY B						
	KONA EV LONG RANGE	482km	\$ 194,999	\$ 15,000	\$ 8,000	\$ 5,000	\$ 166,999
	KONA EV LONG RANGE S/R		\$ 200,999	\$ 15,000	\$ 8,000	\$ 5,000	\$ 172,999
	Kona electric vehicle efficiency: 13.8kWh/100km VES banding: A1						

Terms and Conditions

- A booking deposit of \$12,000 is required for Cat A & \$15,000 for Cat B.
- All deposits are non-refundable upon cancellation of order.
- KMPL reserve the right to use any Open Category COE for registration on all the above packages.
- COE rebate is not applicable when Open Category COE is used.
- Prices & specifications are subject to changes without prior notice.

KOMOLO MOTORS PTE. LTD.

Showroom open daily from 9am to 7pm
253 Alexandra Road Singapore 159936
T (65) 6475 8888 F (65) 6475 2928
www.hyundai.com/sg

/HyundaiSingapore
 @hyundai_sg